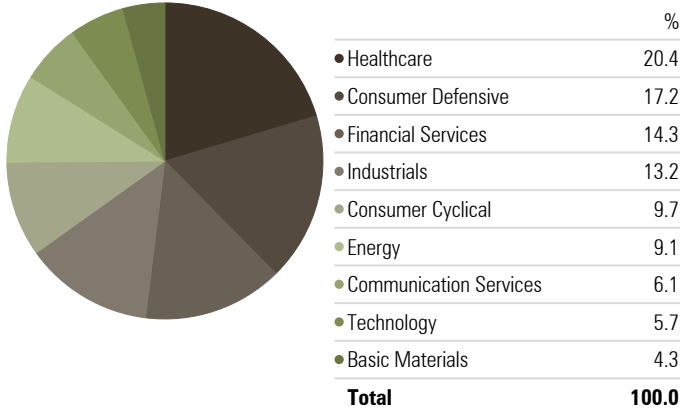




Equity Sectors (Morningstar)



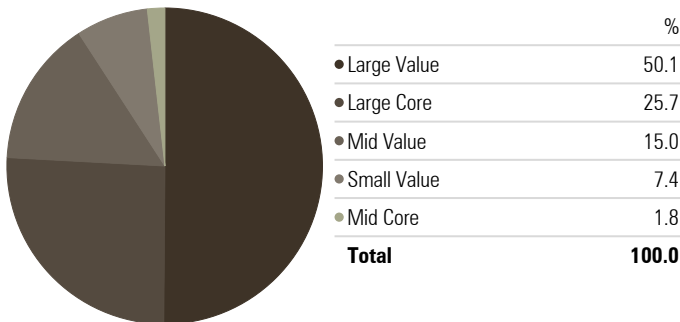
Strategy Highlights

- Pursues a high level of current income and long-term capital appreciation utilizing proprietary top-down and bottom-up analysis
- Seeks a substantially higher dividend yield than the broad market
- Invests primarily in 25- 50 companies with dividend growth potential
- Offers the potential for competitive upside performance in strong market environments and the potential for lower downside risk in weak environments

Disciplined Alpha Dividend – Top Holdings*

Portfolio	Weighting %
Exxon Mobil Corp	3.49
Chevron Corp	3.08
American International Group Inc	2.63
AbbVie Inc	2.53
Pfizer Inc	2.53
Lockheed Martin Corp	2.44
Bristol-Myers Squibb Co	2.39
Cigna Corp	2.39
Phillips 66	2.38
General Dynamics Corp	2.37

Equity Style

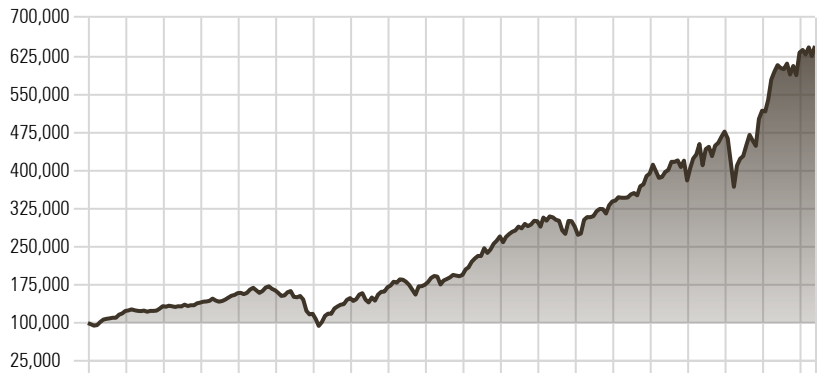


Portfolio Statistics

	Altrius	IWD	SPY
Equity Style Box	■	■	■
Average Market Cap (mil)	75,889.99	76,141.34	187,885.02
Equity Style Factor Div Yld	3.77	2.20	1.63
P/E Ratio (TTM)	12.70	16.17	20.21
Net Margin % (trailing)	14.91	17.00	20.18
ROE % (TTM)	28.67	19.43	32.94
Upside Capture Ratio 15 Yr (Qtr-End)	94.53	93.80	99.60
Downside Capture Ratio 15 Yr (Qtr-End)	94.48	107.38	99.89

Growth of \$100,000

Time Period: 1/1/2003 to 5/31/2022



Trailing Returns

Inception Date: 1/1/2003

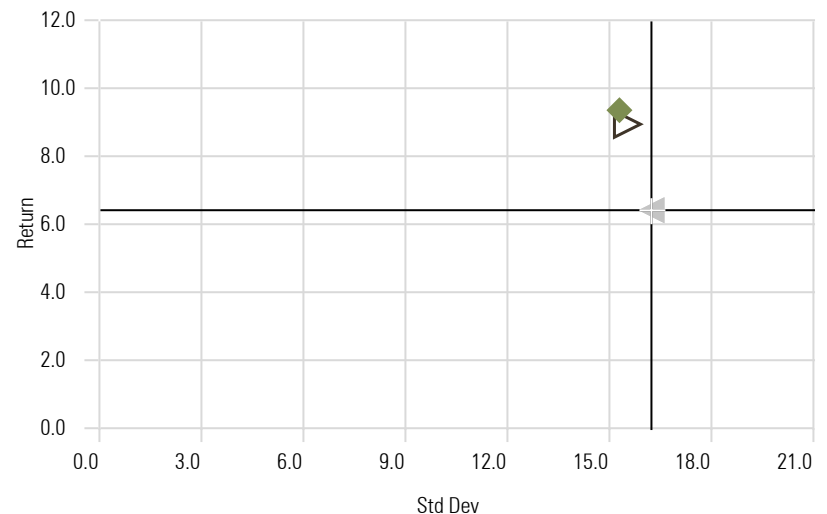
	YTD	1 Yr	3 Yrs	5 Yrs	10 Yrs	15 Yrs	Incpt
Disciplined Alpha Dividend (Gross)	2.09	6.22	16.26	13.20	13.87	9.32	10.07
Disciplined Alpha Dividend (Net)	1.62	5.23	15.11	12.03	12.65	8.08	8.80
iShares Russell 1000 Value ETF	-4.61	0.73	12.56	9.32	11.85	6.41	9.11
SPDR® S&P 500 ETF Trust	-12.79	-0.38	16.35	13.29	14.28	8.95	10.36

Calendar Year Returns

	2021	2020	2019	2018	2017	2016	2015	2014	2013	2012
Disciplined Alpha Dividend (Gross)	22.03	8.62	25.26	-3.48	16.20	17.06	-3.52	11.05	38.86	10.97
Disciplined Alpha Dividend (Net)	20.87	7.51	23.91	-4.54	14.93	15.72	-4.58	9.81	37.33	9.67
iShares Russell 1000 Value ETF	24.92	2.67	26.34	-8.40	13.47	17.09	-3.95	13.21	32.18	17.28
SPDR® S&P 500 ETF Trust	28.59	18.40	31.29	-4.45	21.69	11.80	1.34	13.53	32.21	15.84

Risk-Reward

Time Period: 6/1/2007 to 5/31/2022



◆ Altrius Disciplined Alpha Dividend ◀ iShares Russell 1000 Value ETF ▶ SPDR® S&P 500 ETF Trust

Risk/Reward Statistics

Time Period: 6/1/2007 to 5/31/2022

	Return	Std Dev	Alpha	Beta	Sharpe Ratio	Sortino Ratio
Disciplined Alpha Div	9.32	15.33	3.16	0.91	0.61	0.92
iShares Russell 1000 Value ETF	6.41	16.28	0.00	1.00	0.42	0.59
SPDR® S&P 500 ETF Trust	8.95	15.57	2.76	0.93	0.58	0.85

Firm Data

Founded: 1997
Ownership: 100% Employee
Form: S Corporation
SEC Registered RIA
GIPS compliant/verified
Firm AUM: \$436 million
Manager: James Russo